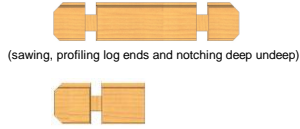


PI

HM

SI

Times



5 seconds per log

4 seconds per notch

15 seconds per log



2,5 seconds per log

4 seconds per notch

Log dimensions

log length
log thickness minimum-maximum
log height

6 m
18 - 70 mm
up to 170 mm

6 m / 12,5 m
15 - 200 mm
80 to 250 mm

6 m
19 - 45 mm
90 to 124 mm

log ends:



straight, corners, round

straight, corners

straight, corners, round

length overhang



unlimited

unlimited

limited

number of notches



up to 5

unlimited

up to 3

angled notches



possible

-

possible

Control

interface import

BTL or operator panel



BTL



BTL or operator panel



automatic generation of program from CAD model

possible

standard

possible

automatic nesting (optimisation)

possible

standard

possible

Extensions

Sawing cross-cutting
Series / small series / bespoke
Drilling
Automatic feeding
Automatic stacking

possible
possible
possible
possible
possible

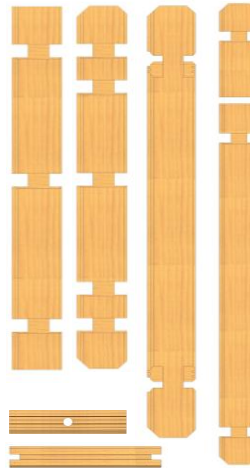
standard
possible
possible
-

possible
possible
-
-


Example of products



wall logs, purlins, etc...



a wide variety of operations, etc...



wall logs, purlins, etc...

